

SLS FY23 QUARTER 2 REPORT

LIMITED SCOPE AND MEDIATION CLIENTS

Number Of
Students Helped

188



Top Civil Issues

1. Landlord - Tenant
2. Lease Review
3. DOT and Victim Witness Assistance (tie)
4. Employment and Tenant-Tenant (tie)



Top Criminal Issues

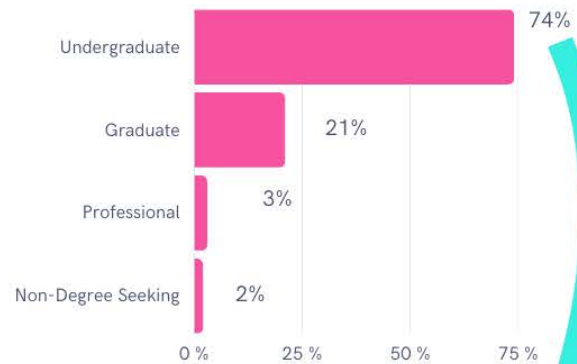
1. Traffic
2. Expungement
3. Public Intoxication
4. Fictitious ID (tie)
5. Harrassment (tie)



29% of the
students we
helped were First
Generation
students.



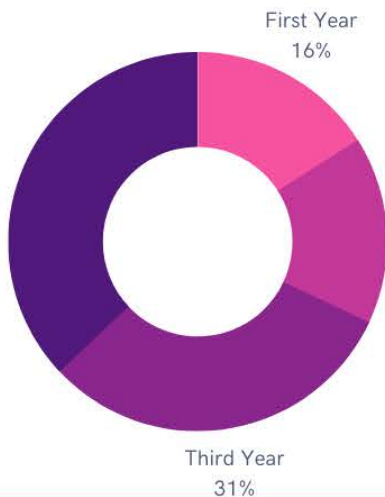
STUDENT STATUS



UNDERGRADUATE YEAR

Second Year
16%

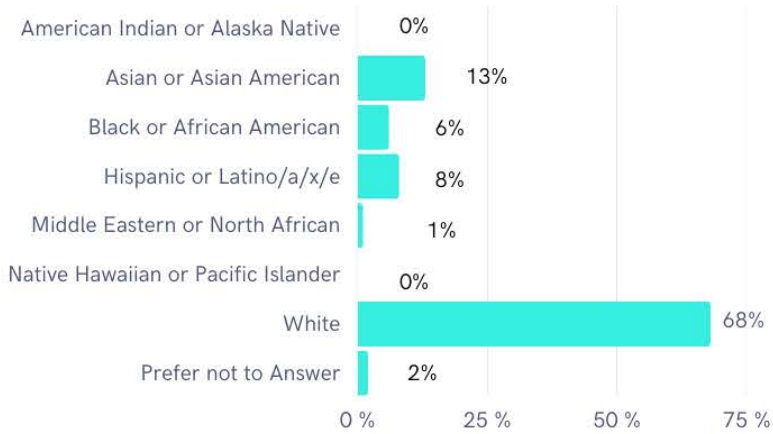
Fourth Year or Above
37%



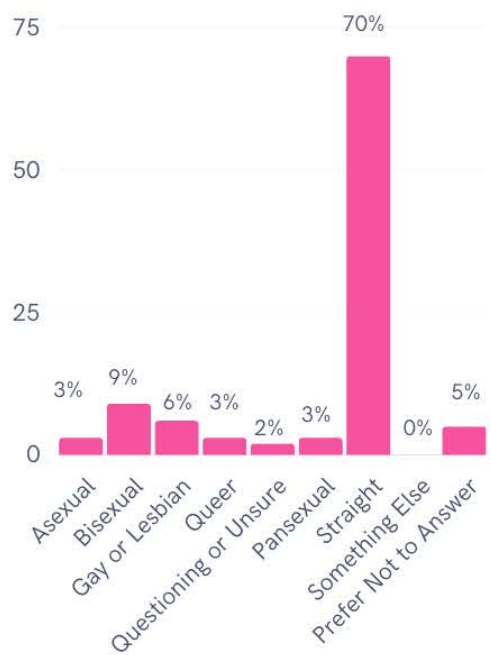


7% of students checked two or more boxes on race/ethnicity.

RACE/ETHNICITY *



SEXUAL ORIENTATION *



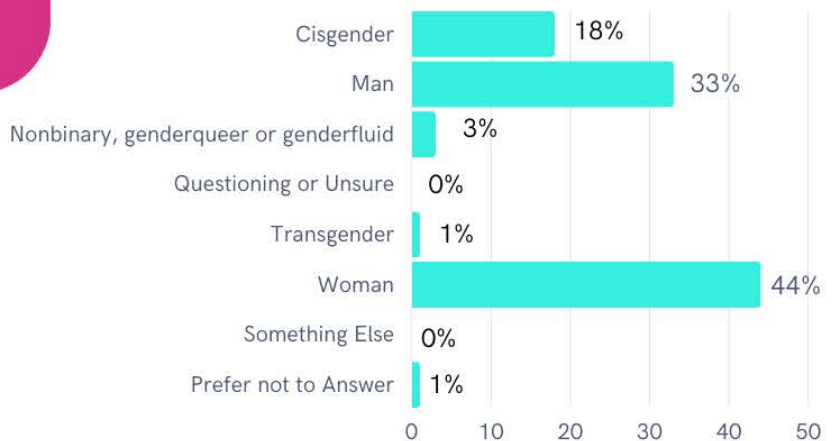
IMMIGRATION STATUS

Of the students we helped:

- 90% were US Citizens.
- 1% were Legal Permanent Residents.
- 9% were International Students.
- 0% identified as something else.



GENDER IDENTITY *



*Students can choose more than one option.

VALUE OF SLS FOR LIMITED SCOPE AND MEDIATION CLIENTS

STRESS



Before the appointment 84% of students strongly agreed or agreed that their legal issue was causing them stress.

After the appointment 83% of students strongly agreed or agreed that their legal issue was causing them LESS stress.



DISTRACTION

Before the appointment 63% of students strongly agreed or agreed that their legal issue was distracting them from their studies.

After the appointment 75% of students strongly agreed or agreed that their legal issue was distracting them LESS from their studies.

MONETARY VALUE OF FREE LEGAL SERVICES



*SLS saved students a total of \$35,340**

*This does not include settlement monies paid directly to students after receiving SLS legal advice.

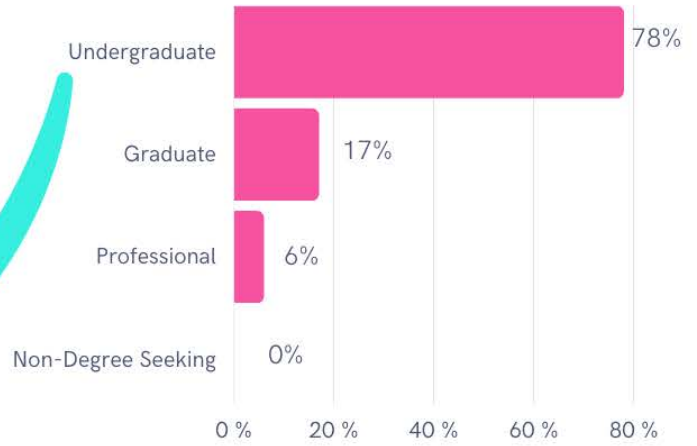
REPRESENTATION CLIENTS

New Cases Opened
18

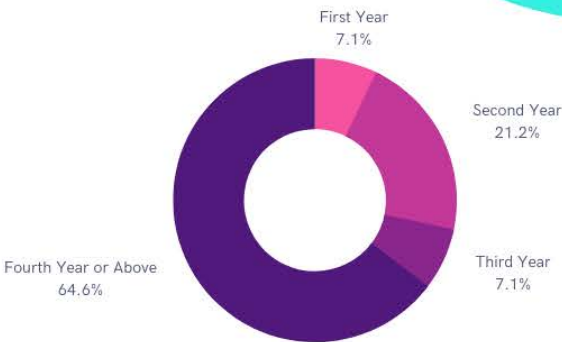


24% of the students we helped were First Generation students.

STUDENT STATUS



UNDERGRADUATE YEAR

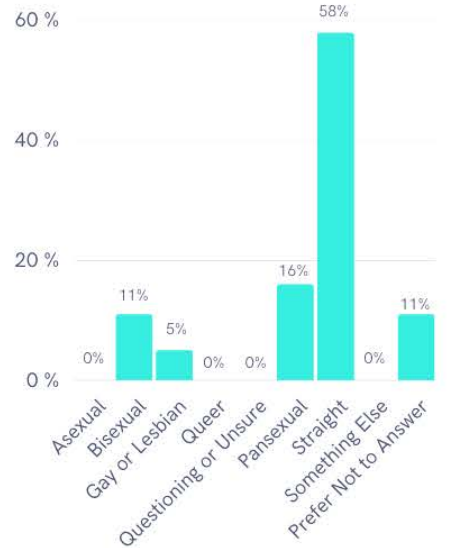


IMMIGRATION STATUS

Of the students we helped:

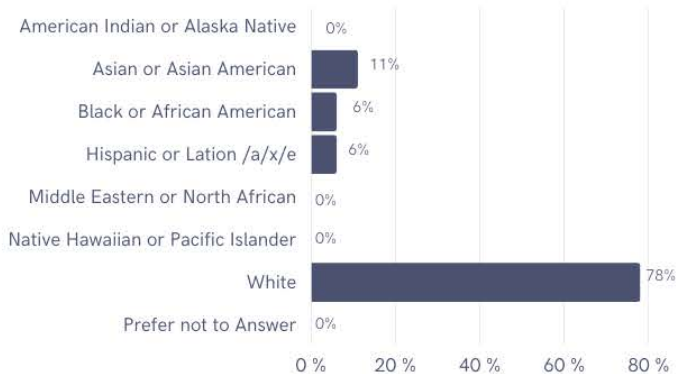
- 83% were US Citizens.
- 0% were Legal Permanent Residents.
- 17% were International Students.
- 0% identified as something else.

SEXUAL ORIENTATION*

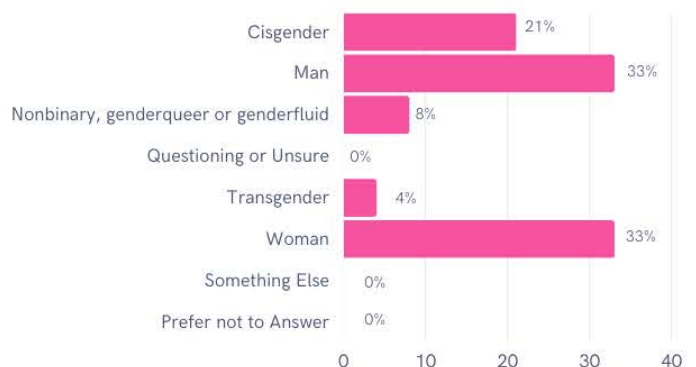


15% of students checked two or more boxes on race/ethnicity.

RACE/ETHNICITY*



GENDER IDENTITY*



*Students can choose more than one option.

