

# SLS FY23 QUARTER 1 REPORT

## LIMITED SCOPE AND MEDIATION CLIENTS

Number Of  
Students Helped

209



Top Civil Issues

1. Landlord - Tenant
2. Lease Review
3. DOT
4. Name change (tie)
5. Tenant-Tenant (tie)



Top Criminal Issues

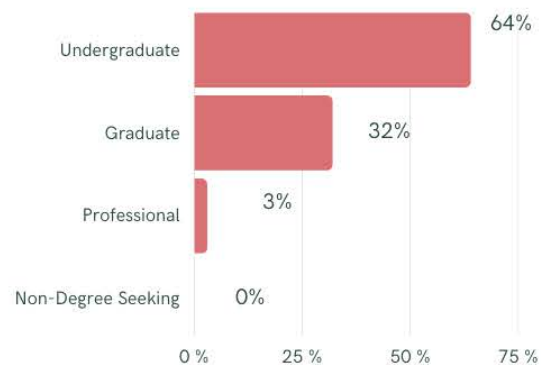
1. Traffic
2. Expungement
3. Fictitious ID (tie)
4. In Bar (tie)
5. Interference with Official Acts (tie)
6. Public Intoxication (tie)



29% of the  
students we  
helped were First  
Generation  
students.



### STUDENT STATUS

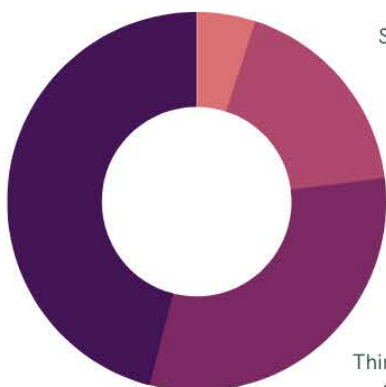


First Year  
5%

Second Year  
18%

Third Year  
31%

Fourth Year or Above  
46%

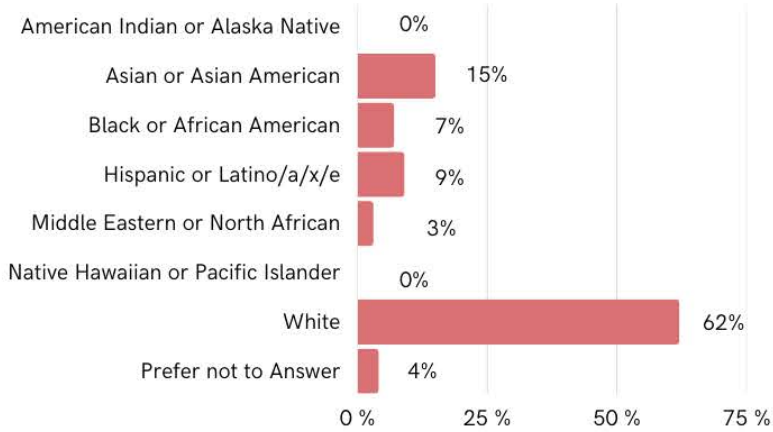


UNDERGRADUATE YEAR

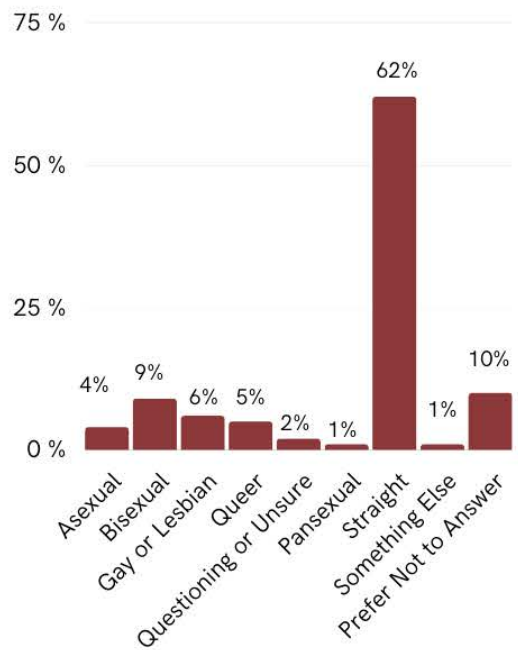


12% of students checked two or more boxes on race/ethnicity.

### RACE/ETHNICITY \*



### SEXUAL ORIENTATION \*



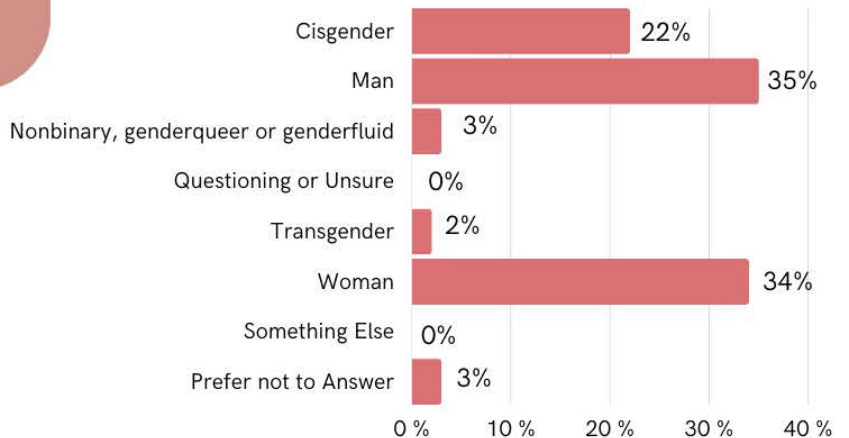
### IMMIGRATION STATUS

Of the students we helped:

- 82% were US Citizens.
- 2% were Legal Permanent Residents.
- 15% were International Students.
- 1% identified as something else.



### GENDER IDENTITY \*



\*Students can choose more than one option.

# VALUE OF SLS FOR LIMITED SCOPE AND MEDIATION CLIENTS

## STRESS



*Before the appointment 86% of students strongly agreed or agreed that their legal issue was causing them stress.*

*After the appointment 58% of students strongly agreed or agreed that their legal issue was causing them LESS stress.*



## DISTRACTION

*Before the appointment 70% of students strongly agreed or agreed that their legal issue was distracting them from their studies.*

*After the appointment 67% of students strongly agreed or agreed that their legal issue was distracting them LESS from their studies.*

## MONETARY VALUE OF FREE LEGAL SERVICES



*SLS saved students a total of **\$37,720\****

\*This does not include settlement monies paid directly to students after receiving SLS legal advice.

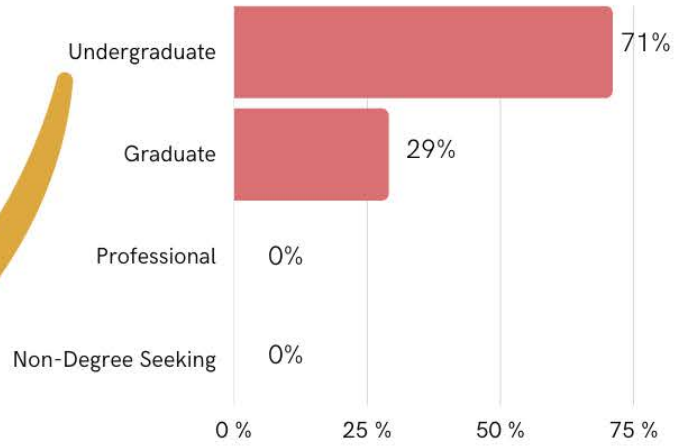
# REPRESENTATION CLIENTS

New Cases Opened  
**21**

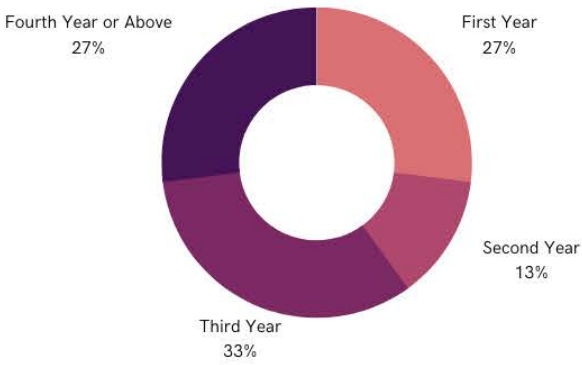


26% of the students we helped were First Generation students.

## STUDENT STATUS



## UNDERGRADUATE YEAR

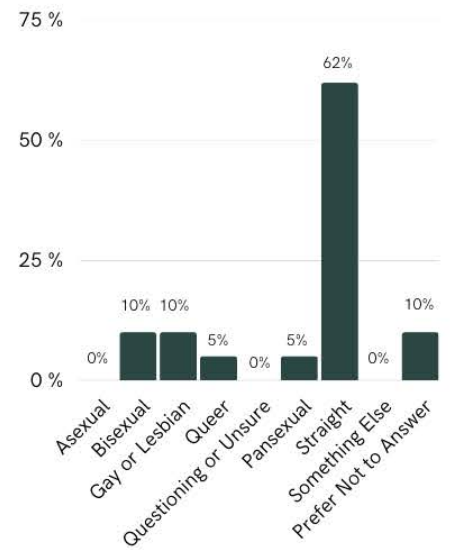


## IMMIGRATION STATUS

Of the students we helped:

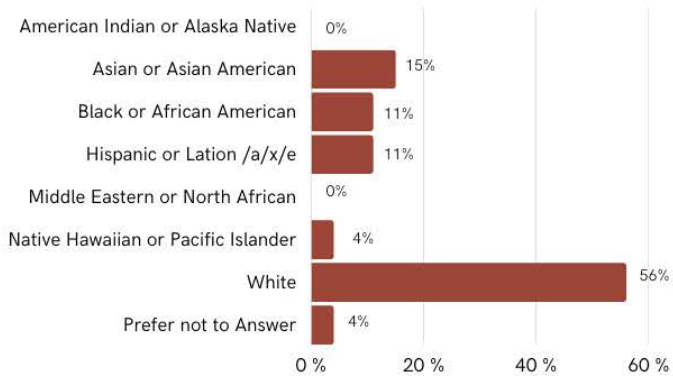
- 86% were US Citizens.
- 0% were Legal Permanent Residents.
- 3% were International Students.
- 0% identified as something else.

## SEXUAL ORIENTATION\*

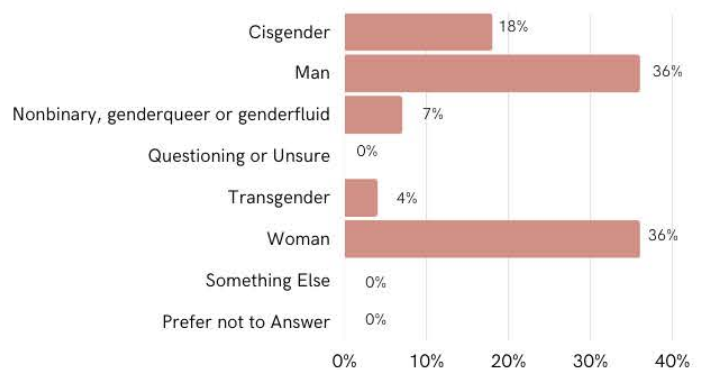


15% of students checked two or more boxes on race/ethnicity.

## RACE/ETHNICITY\*



## GENDER IDENTITY\*



\*Students can choose more than one option.

